

SERVICE VALVES

Made of ductile iron



Design features

- Resilient seated gate valve with optimum flow passage
- For vertical installation on pipe saddles
- Sealing system: the contact between shut-off plug and body is friction free. Therefore no scuffing or abrasion of the seal
- Service connection service valves with internal thread are equipped with a corrosion protection ring to prevent corrosion
- For service connection angle valves with external thread, the free lying threads must be corrosion protected according to the trade regulations after assembly
- **No. 3128:** Protection against pressure water only when fully opened

Standard version: without handwheel and extension spindle

Special versions: on request

Material | Technical features

- **Body and bonnet:** made of ductile iron, epoxy powder coated
- **Shut-off plug** made of brass, with vulcanized elastomer
- **Hose fitting** made of chrome-plated brass

Suitable accessories

Suitable accessories: see page J 1/2

Handwheel:		No. 7800
Extension spindle:	rigid	No. 9101
	telescopic	No. 9601
Surface box:	rigid	No. 1550, No. 1650
	telescopic:	No. 1850, No. 1851K
Spindle extension:		No. 7820
Sealing cap:		No. 2156, No. 2157, No. 2158
Chamfering tool:		No. 6000
Saddle blade:		No. 6010
Pipe cutter:		No. 6050
Mounting spray:		No. 3443

No. 3120

No. 3128

No. 3130




STRUCTURE of grip ring for PE pipes

Order No.	Version	MOP (PN)	Dimensions/DN			
			1"	1¼"	1½"	2"
3120*	with thread outlet	16				
3128	with thread outlet and automatic drainage device					
3130*	with ISO-fitting for PE pipes acc. to EN 12201, DIN 8074*					

No. 3130 can be adapted for PVC pipe with carborundum grip ring at extra cost

* Up to 30° C medium temperature

Application example

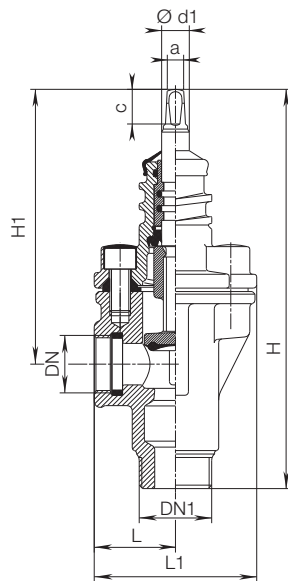


E. Hawle Armaturenwerke GmbH 4840 Vöcklabruck - Austria - Wagrainstraße 13
Tel.: +43 (0) 7672 72576 0 - Fax: +43 (0) 7672 78464 - E-Mail: hawle@hawle.at - www.hawle.com

J 8/1

SERVICE VALVES

Made of ductile iron



Service valve

with thread outlet

No. 3120

DN ISO 228	DN 1 EN 10226-1	Valve				Spindle			Weight
		L	L1	H	H1	a	c	Ø d1	
1"	1¼"	47	93	227	159	10,3	20	16	2,34
1¼"	2"	55	108	271	191				3,60
1½"	2"	56	109	280	193				3,90
2"	2"	60	113	289	196				4,40

Service valve

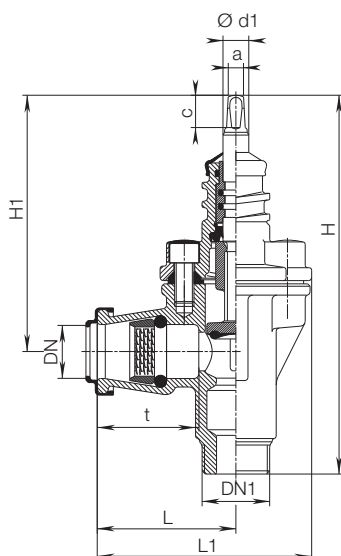
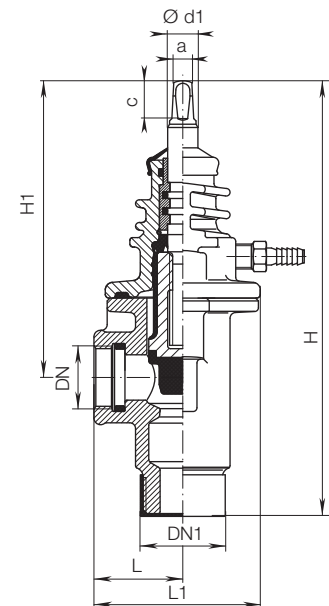
With internal thread outlet and automatic drainage device

NOT suitable for locations with a drainage hole under the water table; Please observe the flow directional arrow - protection against pressure water only when fully opened;

The automatic drainage of the service is only available when the valve is fully shut!

No. 3128

DN ISO 228	DN 1 EN 10226-1	Valve				Spindle			Weight
		L	L1	H	H1	a	c	Ø d1	
1"	1¼"	47	93	242	170	10,3	20	16	2,34
1½"	2"	56	109	292	205				3,90



Service valve

With ISO outlet for PE pipes

No. 3130

DN	Ø Pipe ext.	DN 1 EN 10226-1	Valve					Spindle			Weight
			t	L	L1	H	H1	a	c	Ø d1	
1"	32	1¼"	63	86	132	231	159	10,3	20	16	2,50
1¼"	40	2"	77	106	159	273	191				3,90
1½"	50	2"	91	120	173	283	193				4,23
2"	63	2"	103	135	188	289	196				5,30

J 8/2



E. Hawle Armaturenwerke GmbH 4840 Vöcklabruck - Austria - Wagrain Straße 13
Tel.: +43 (0) 7672 72576 0 - Fax: +43 (0) 7672 78464 - E-Mail: hawle@hawle.at - www.hawle.com