

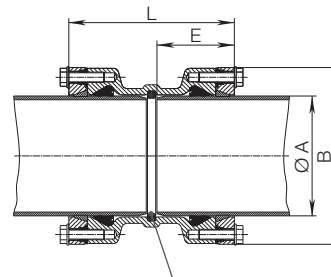
SYSTEM 2000

Fittings for PE and PVC pipes



Ø pipe A	L	E	B	Weight
63	171	80	124	3,6
75	175	82	138	4,3
90	181	85	152	5,8
110	181	85	172	6,5
125	185	87	193	8,2
140	197	93	210	9,0
160	221	105	236	12,0
180	241	113	258	19,0
200	261	125	284	24,0
225	265	128	314	28,0
250	300	145	347	34,0
280	306	148	376	40,5
315	358	174	422	62,5
355	464	237	472	98,0

Connector No. 0430

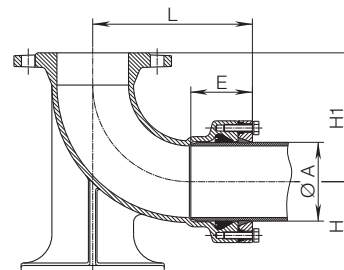


Caution! When using as coupling valve: **remove stop ring** and steeply chamfer pipe (see assembly instructions)

Order No.	MOP (PN)	Dimension Ø pipe A													
		63	75	90	110	125	140	160	180	200	225	250	280	315	355
0430	16														

DN	Ø pipe A	L	E	H	H1	Weight
80	90	210	85	110	165	12,7
80	110	223	85	110	165	14,2
100	110	223	85	125	180	16,0

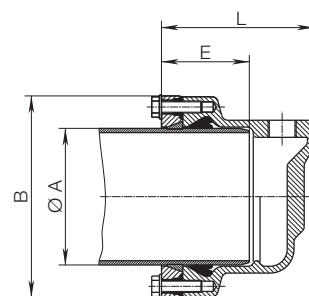
Duck foot bend No. 5045



Order No.	MOP (PN)	Dimension/DN Ø pipe A		
		80 90	80 110	100 110
5045	16			

Ø pipe A	L	E	B	Weight
63	106	80	124	2,7
75	138	82	138	3,2
90	141	85	152	4,6
110	159	85	172	6,4
125	162	87	193	6,1
140	169	93	210	7,7
160	180	105	236	8,6
180	192	113	258	11,7
200	203	125	284	14,5
225	207	128	314	16,5
250	225	145	347	20,5
280	228	148	376	25,0
315	254	174	422	33,5

End cap No. 8075



Optionally with or without axial or radial thread outlet 1" - 2"

Order No.	MOP (PN)	Dimension Ø pipe A												
		63	75	90	110	125	140	160	180	200	225	250	280	315
8075	16													

F 4/2



E. Hawle Armaturenwerke GmbH 4840 Vöcklabruck - Austria - Wagrainer Straße 13
Tel.: +43 (0) 7672 72576 0 - Fax: +43 (0) 7672 78464 - E-Mail: hawle@hawle.at - www.hawle.com